




Southern Tier Orchid Society

WWW.SOUTHERNTIERORCHIDS.ORG



Holiday Party

Dec. 18 meeting, 2-4 pm
Bring Dish/Beverage to share
Deli Plate provided

Downstairs!!

Park in back and enter through
back door



Letter from the President

Happy Holidays!

Our meeting this month is our chance to eat, drink and be merry with fellow orchid enthusiasts! We hope to see all of our members, even those of you who don't come to regular meetings.

After lunch we will have a very short meeting and then our free holiday orchid giveaway! Every membership (individual or family) gets one free orchid. Leftover plants will be up for sale. We will also have a raffle so if you have anything orchid-related to donate please bring it in. We will also have our show table so bring your blooming plants to decorate our tables.

Please park in the back and enter through the back door of the church.
Bring a box to take your orchid home safely.

We are collecting membership dues for 2023. Dues are \$20/individual or family. Bring cash or a check made out to STOS. New members should fill out a membership form, continuing members do not need to unless your information has changed. Forms are available on our website or we will have some at the meeting. Dues can also be paid via Paypal on our website; we do pay a fee for this service.

Letter from the President, cont.

Our January and February meetings will be 100% via Zoom and we will have speakers. This way we don't have to worry about the weather and everyone can attend. Another reason to come to our Holiday Party, we won't see each other for a while.

We are considering a club trip to the Deep Cut Orchid Show in New Jersey, February 3-5. We could rent a bus or van and make a long day of it. STOS would help with expenses for members. We need to know how many of our members (and their families or friends) are seriously interested in this trip. We will have further discussion at the meeting and I will send around a survey at some point.

Deep Cut is a huge show <https://www.deepcutorchidsociety.org/show> and well worth seeing.

If I don't see you at the Party, have a safe and wonderful holiday season.

--Carol Bayles

Ed Weber

Ed Weber began growing orchids in 1999 after he inherited his grandmother's collection. Not a 'Plant Person', his curiosity got the better of him and he began reading about these marvelous exotic treasures that were now in his care. 12 plants became 20, which became 50, and so forth until his home and garage (no room for a greenhouse!) looked like a tropical rainforest!

In 2001 he joined The Southeastern Pennsylvania Orchid Society (SEPOS) and soon learned that he needed to become an expert in these plants. In 2005 he began studying to become an American Orchid Society (AOS) Judge, but life got in the way, and he had to drop out.

Then, in 2011, a world-famous orchid grower came to speak for SEPOS, and he got to talking. The next day Ed returned to the judging program. It takes about 6 years to become an orchid judge and Ed finally completed his studies in 2017 becoming a certified orchid judge! During those years Ed had the pleasure of travelling to Ecuador twice to see orchids in their native habitat. He even has wild *Cypripedium acaule* (The Pink Lady Slipper) growing on his property in Berks County, PA! What a surprise it was to find those!



Ed Weber will be our January Zoom speaker, presenting Part 2 of his recent talk "Hey, I've Grown that Orchid!"

Member Info

EXECUTIVE BOARD

President

Carol Bayles

Vice President

Gail Gunsalus

Treasurer

Jane Trey

Secretary

Linda Mittel

AOS Representative

Bernice Magee

Members-At-Large

Jean Mint

[Colin Dimon](#)

[Loi X Tran](#)

Newsletter Editor Carol Bayles

Web Master Carol Bayles

Social Media Rich Thomas, Renee DePrato

Librarian Laurel Shaefer

Show Chair Carol Bayles

Program Coordinator Jean Mint

Auction Committee Pete O'Connell, Jane Trey

Web Site:

<http://www.southerntierorchids.org>

Facebook:

<https://www.facebook.com/SouthernTierOrchidSocietyNY>

Email address:

STOSorchids@gmail.com

STOS Calendar 2022-2023

Meetings are 2-4 pm at the First United Methodist Church, 53 McKinley Ave, Endicott, NY.

December 18 Holiday Party - enter in back

January 15 Zoom only meeting with Ed Weber:

“Hey, I’ve Grown that Orchid, Part 2.”

February 19 Zoom only meeting with Speaker TBA

March 19 Spring Auction

April 16 Show planning meeting

April 21 Orchid Show Setup 2-8 pm

April 22-23 Orchid Show at Roberson Museum

May 21 Repotting Workshop

June-Aug Summer Break

Meeting Raffles

We have raffles at most meetings. Anyone can bring an orchid or orchid-related item for the raffle. Tickets are \$1 each.

Membership Dues

Time to pay your membership dues for 2023. Dues are \$20/individual or family. You can bring cash or a check made out to STOS to a meeting or pay via Paypal on our website.



Meeting Minutes

Southern Tier Orchid Society

Meeting Minutes: November 20, 2022

Location: Endicott, NY United Methodist Church and via Zoom (did not work well)

Call to order by President Carol Bayles ~2:30 pm

Attendees: See sign in sheet. Some people may not have signed in. Remind members to sign in.

Reports

- **Secretary** (Linda Mittel), Minutes approval from last meeting as written in newsletter. Approved and Seconded.
- **Treasurer** (Jane Trey) **report** Our funds are not published
- Dues are now due for 2023. \$20.00/year
- **American Orchid Society (AOS) rep.** was not voted for at last meeting. Bernice Magee was nominated and it was seconded and approved unanimously.

Executive board meeting report--None

Old business

Executive Board Meeting

Zoom

Annual Show April 22- 23, 2023, ideas:

Tours possibly on Saturday and Sunday

Repotting workshop on Sunday

STOS social media

Facebook and Instagram. Need to increase online exposure and requesting help.

New Business

AOS day of the Orchid Webinar Dec. 4, 2022

STOS Trip to Orchid Display Discussion

Possible locations: NYC or Philly or Deep Cut, (Holmdel, NJ) Feb 3-5, 2023 (suggested by Cordelia From J and L orchids) <https://www.deepcutorchidsociety.org/show>

Transportation: 30-person bus is available and can have a wheelchair lift

Possible attendees: How many interested? (Show of hands) ~ 10 people

Date of the week / month/ Admission fees and charges

New Member: Sam Frauenhofer. Previously a member and back again

Holiday Party: December 18, 2022 at regular meeting location

Dish to pass and gift of an orchid for all members

Spouses/ partners welcome to come

Break

Raffle

Show Table Speaker Cordelia Head "Growing Miniatures in the Home"

Meeting Adjourned at 4:20 pm

Notes were from Recording by Carol Bayles and were transcribed by Linda Mittel and Carol Bayles


Kenneth Haskell Hull

Ken Hull, a long-time member of STOS and Binghamton resident, passed away on November 18 due to complications of recent surgery (pneumonia). He was 80 years old. Ken was an avid observer of native orchids and gave presentations at several local orchid societies, including STOS in 2017.

Charles Ufford, who shared many orchid adventures with Ken, provided the photo below and says:

“Ken in a familiar pose, during a recent visit to the Ithaca radio towers to see many *Spiranthes ochroleuca*. I will miss Ken very much. He was a special person with a love of nature and flowers, and knew all of the best ice cream and trout fishing spots.

There will be a celebration of life ceremony this spring. I will be attending, God willing! Thanks to Matt, a mutual friend, for introducing us many years ago, it was ‘a trip!’”



Farewell from Luis Matienzo:

You taught me about the variety of orchids in New York State while I described for you the variety of orchids I had seen in foreign lands. I enjoyed our discussions and I will miss you very much.



A particularly large *Platanthera psychodes* found by Ken in Lititz, PA and posted in the Sept 2021 STOS newsletter.

For a full Obit. see <https://www.pressconnects.com/obituaries/bps134065>

Catasetinae Growing Tips

-- Fred Clarke, Sunset Valley Orchids, November 2022

What a great year! Feedback from Catasetinae growers across the country has confirmed that this was a spectacular growing and flowering season. Now that winter is knocking at our door steps, most of your Catasetums should have matured growths and be mostly done flowering, *Cynoches* will be finishing their blooming, *Mormodes* should be flowering soon, and *Clowesia* should be starting before too much longer.

Those of you in Florida and southern states may already have dormant plants. Those in other areas like here in California should be seeing good signals indicating the start of dormancy, with the lower leaves starting to turn yellow and brown before they drop off.

These four plants demonstrate the first stages of dormancy, from left to right: 1) no signs, 2) slight leaf tip yellowing, 3) obvious yellowing and beginning of leaf tip die back, 4) several yellow leaves and tip die back clearly evident.



Leaf yellowing and drop signal the beginning of dormancy. This is when you stop fertilizing and cut back on watering frequency increasing the dry interval in between each watering, simulating the end of the wet season as in nature. This important change in irrigation will cause the pseudobulbs to harden off in preparation for the upcoming months of dormancy. When most leaves are yellow/brown and have fallen off, cease watering altogether. This marks the start of the dormant period.

Some Catasetums, *Cynoches*, *Clowesia* and most *Mormodes* begin their flowering season at the end of the growing season, coinciding with the changing environmental conditions, and onset of leaf yellowing and in dormancy. In these cases, it is natural for the flower inflorescences and blooms to begin while you are reducing irrigation frequency. Some plants don't even start to develop inflorescence until well after all water is stopped and the plant is totally leafless! Generally, it is not necessary but if your plants pseudobulbs shows signs of shriveling during late season flowering usually one or two extra watering's will quickly plump it back up.

Interestingly, not all plants enter dormancy on the same schedule, and it is not uncommon to have plants in several stages of dormancy at the same time. As plants progress toward their dormant period, I organize my Catasetinae into groups at similar stages of leaf loss. Grouping plants this way makes watering easier and assures proper transition into dormancy. Also, not all plants lose all of their green leaves when dormant, and it's not uncommon for some to hold a few leaves well past the point when irrigation has stopped.

Orchid Care

Catasetinae Growing Tips (cont.)

We know that dormancy is caused by several factors like the maturity of the pseudobulb and the reduction of root zone moisture. There are 2 other important environmental factors that occur naturally in nature and they play an important role in initiating dormancy: 1) the shortening day length and 2) cooler day/night temperatures. In a Greenhouse this occurs naturally.

When the plants are cultivated in warm growing areas such as in the home or under lights, it is best to keep the plants in nearly the same light levels as in the growing season: target 2000-2500 foot candles. It is easy to download a Foot Candle Reader app for your phone.

If you're growing under lights, you do need to adjust the day length throughout the year, as all *Catasetinae* experience seasonal day length changes. See below.

If possible, it's also beneficial to lower the night temperature to 60 degrees at the same time of the light cycle change. If your plants are still reluctant to show signs of dormancy by the end of October, decrease watering frequency in early November and stop watering in mid to late-December, regardless of the number of green leaves. This will trigger dormancy in plants that are resisting the transition.

Have you had challenges overwintering your *Catasetinae* plants? If you are losing plants due to excessive dehydration, this may be caused by long periods of low humidity. Here is a solution that is being used successfully by some ingenious growers.

Growing Under Lights

April – Oct: 15 hrs

Nov: 14 hrs

Dec: 13 hrs

Jan: 12 hrs

Feb: 13 hrs

Mar: 14 hrs



Set the pot in a jar with water, making a loose-fitting seal with the rim of the jar. The water should not touch the bottom of the pot. The reservoir will maintain high humidity around the roots, even while the plant remains dry during dormancy. This innovative technique produces great results! We have had lots of positive feedback from growers who are using this method.

It's important to get your *Catasetinae* into the dormant stage by late December so they receive an adequate rest period, that they will "wake up" early in the spring to a long growing season.

As my *Catasetinae* go to "sleep" for the winter I am reminded of an old proverb (with apologies to Ben Franklin) "Early to bed and early to rise, makes a plant healthy, happy and floriferous."

Your support as customers and friends is truly appreciated!


A VIRTUAL DISPLAY OF FLOWERING PLANTS AT OUR HOME

L.J. MATIENZO (December 2022)

MASDEVALLIA SPECIES:



Masdevallia ventricosa: A species from the western side of the Andes in Ecuador. Left image shows several flowers of this plant inside the glass terrarium. Right image: image of a single flower



Masdevallia decumana

A lovely species of the northern Amazonic region of Peru grown in a terrarium

PAPHIOPEDILUMS:



Paphiopedilum Buena Bay (*Paph. Yerba Buena* x *Paph. Saint Ouen Bay*)


COMPACT PAPHIOPEDILUMS:




Paphiopedilum Elsa de Matienzo: (*Paph. tranlienianum* 'Mrs. Song' x *In Charm Topaz* 'Mrs. Song')

This is a hybrid I registered with RHS in 2020 to honor my mother. The images show the first bloom and the plant after a few weeks later


Show Table – John Zygmunt



Bulb. Tigrinum is a species from Taiwan, preferring dappled light and hot temps. The yellow color is intense. Originally from J&L orchids.



This hybrid Phal quite small. I bought it from J&L at our last meeting.



Daisy Chain is an easy grower. I grew it on cork for variety with a few air plants. It is a hybrid that likes it hot and humid. It sits flat on a tray.

Show Table – Laurel Shaefer



Howeara Lava Burst Puanani AM/AOS



Oncidium Sharry Baby 'Chocolate Baby'



Vanda Bitz's Heartthrob (Ascda.
Leenakamolphan x V. coerulea blue)



Oncidium Dancing Lady

Show Table – Laurel Shaeffer



Isabella pulchella aka *Neolauchea puchella* .
It has needle-like leaves on tiny pseudobulbs.
– Laurel Shaeffer



Stenoglottis longifolia is native to South Africa
and can be terrestrial. I do not remember how I
came to own this. – Geoffrey Gould



Oncostele Wildcat 'Golden Red Star' acquired at the 22 CNYOS orchid show
-- Mark Francis



Show Table – Carol Bayles



Seedling: Dialc. Ann's Snowflake 'SVO' X Lc. Hsinying Skies 'Ching Hua' from the SVO order in Spring 2021. The flowers did not open fully but it is still pretty.



'Paph. Venustum album 'Pippin' x 'Limey'



Stelis pachyphyta from the recent fall auction. The undersides of the leaves are reddish and the flowers are the same color. And very small. Wendy has one too.




Show Table – Jean Mint



From SVO order spring 2021



One of my favorites from Andy's Orchids a few years back. Since I've owned it I've grown it in this globe and obviously it seems to love it.




I've grown this from a small seedling I picked up at one of the Syracuse shows many years back. I started it in a humid terrarium but once it got this big I transplanted it from a mount to the coconut. I believe it liked the higher humidity and this is why the ends are browning. But once it started flowering it hasn't stopped and it smells like baking cookies, so yummy smelling.

Show Table – Jean Mint




Masdevallia triangularis 12/22

New purchase from J&L at Nov meeting



Path. wardii (wardii /Chocolate Drop' HCC/AOS X wardii fma alboviride /Granny Green') 12/22

From the 2022 fall auction. I couldn't come but I got this beauty as a "leftover"



Phal. Joy Fairy Tale /3 Lip' (P. Ho's Princess Arai X P. Coral Isles) 12/22

I bought this hybrid online after seeing a friend's. What an odd looking cutie and darn it smells great. Purchased from Big Leaf Orchids in 2021



Brassavola nodosa /Mas Major' AM/AOS 12/22

Lowe's purchase in 2020 as a Mother's Day gift, thanks Hubby!! It's beautiful and smells amazing during the nighttime hours.

Show Table – Wendy Sherwood



Show Table – Wendy Sherwood

